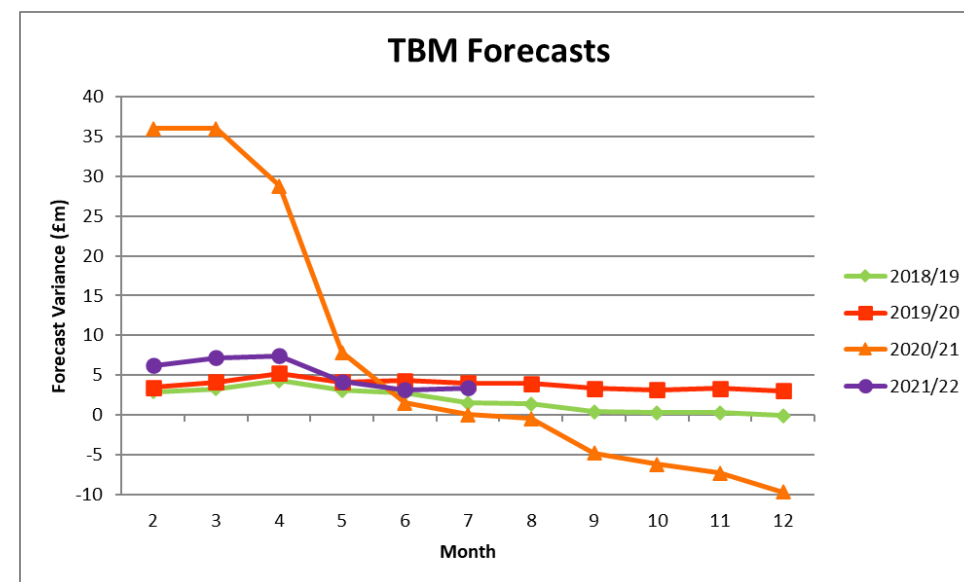


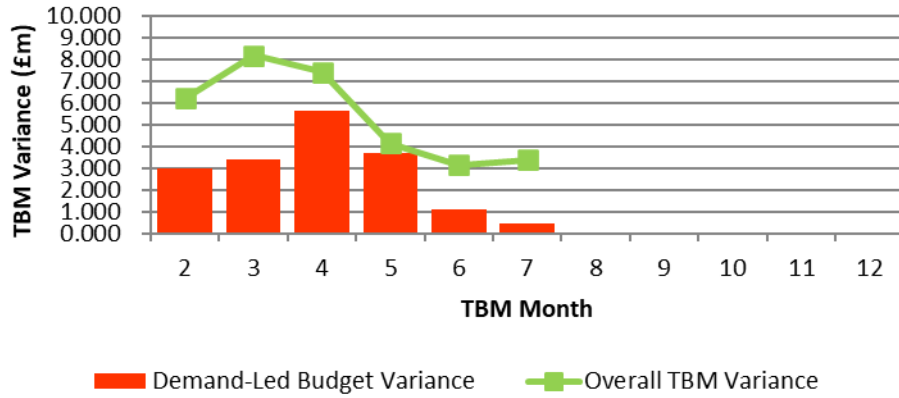
Direction of Travel

Directorate/Fund	Forecast Variance Month 7 £'000	Forecast Variance Month 7 %	Change From Month 5	RAG Rating Month 7
General Fund Services:				
Families, Children & Learning	288	0.3%	↑	Red
Health & Adult Social Care	(1,967)	-2.8%	↑	Green
Economy, Environment & Culture	2,716	6.3%	↑	Red
Housing, Neighbourhoods & Communities	1,603	6.2%	↑	Red
Finance & Resources	1,164	5.1%	↓	Red
Strategy, Governance & Law	(37)	-0.6%	↑	Green
Corporately-held Budgets	(371)	-0.5%	↓	Green
Total General Fund	3,396	1.7%	↑	Red
Dedicated Schools Grant (DSG)	430	57.6%	↑	Red
Housing Revenue Account	1,276	0.0%	↓	Red

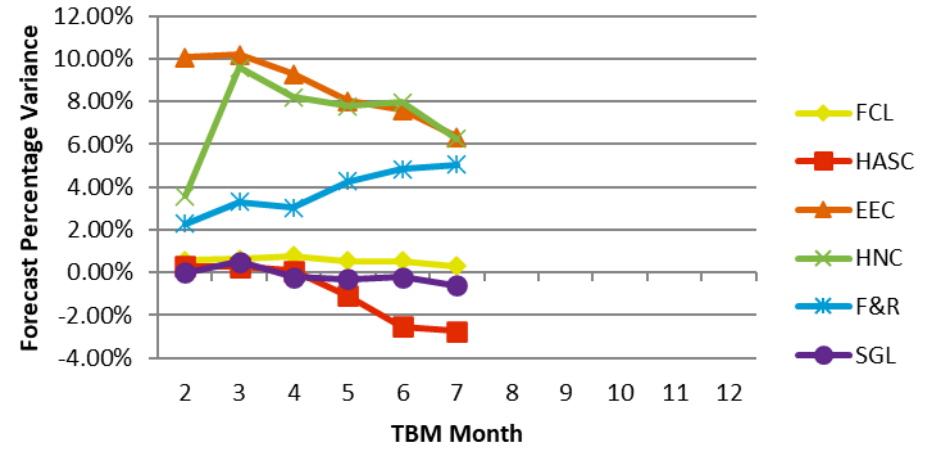
↑ = Improving position, ↓ = Worsening position



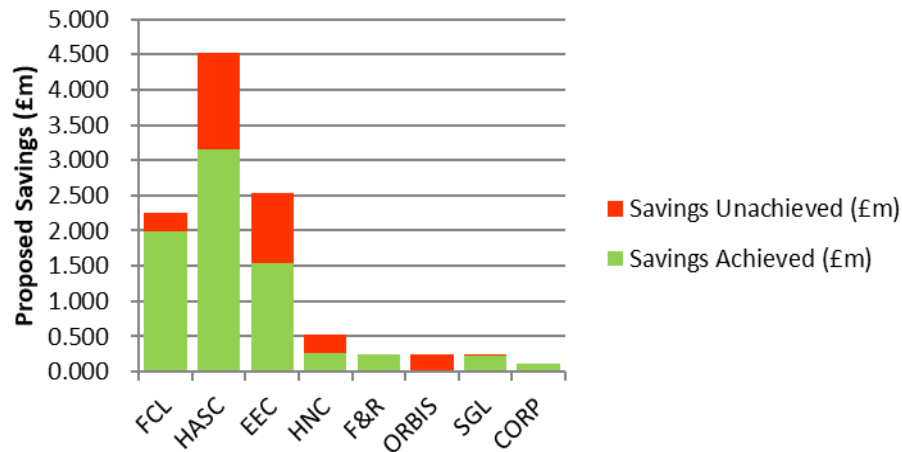
Demand-Led Variance Compared to Overall TBM Variance



Forecast Percentage Variance



Savings Monitoring



TBM Forecast Movement Month 5 to Month 7

